MONTHLY Report

For the month of

M A Y

2 0 2 5



During the Reported Month, PPHI Sindh Provided the following Free of Cost Services

Total Number of Health Facilities Managed by PPHI Sindh

Type of Health Facility	No. of HFs
Secondary care and RHCs	46
BHU Plus	304
MCH	21
BHU	477
Others	590
Grand Total	**1,438**

Free OPD Services

3.5 Million Patients

Malnutrition Cases
Under 5 years
188,447 Treated

Diarrhea
Under 5 years
83,851

Dysentery
Under 5 years
8,484

TB Suspects

72,971

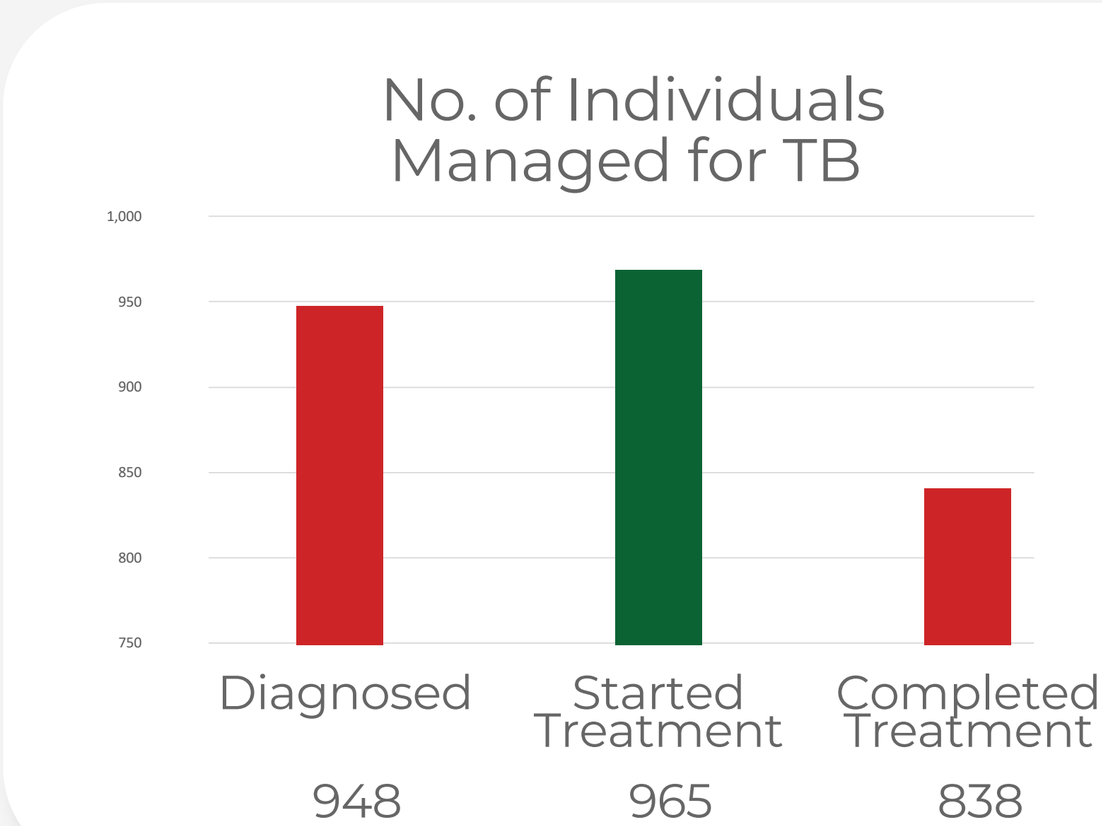

Patients Vaccinated For Hepatitis

128,606

No. of Individuals Screened for HEP B, C

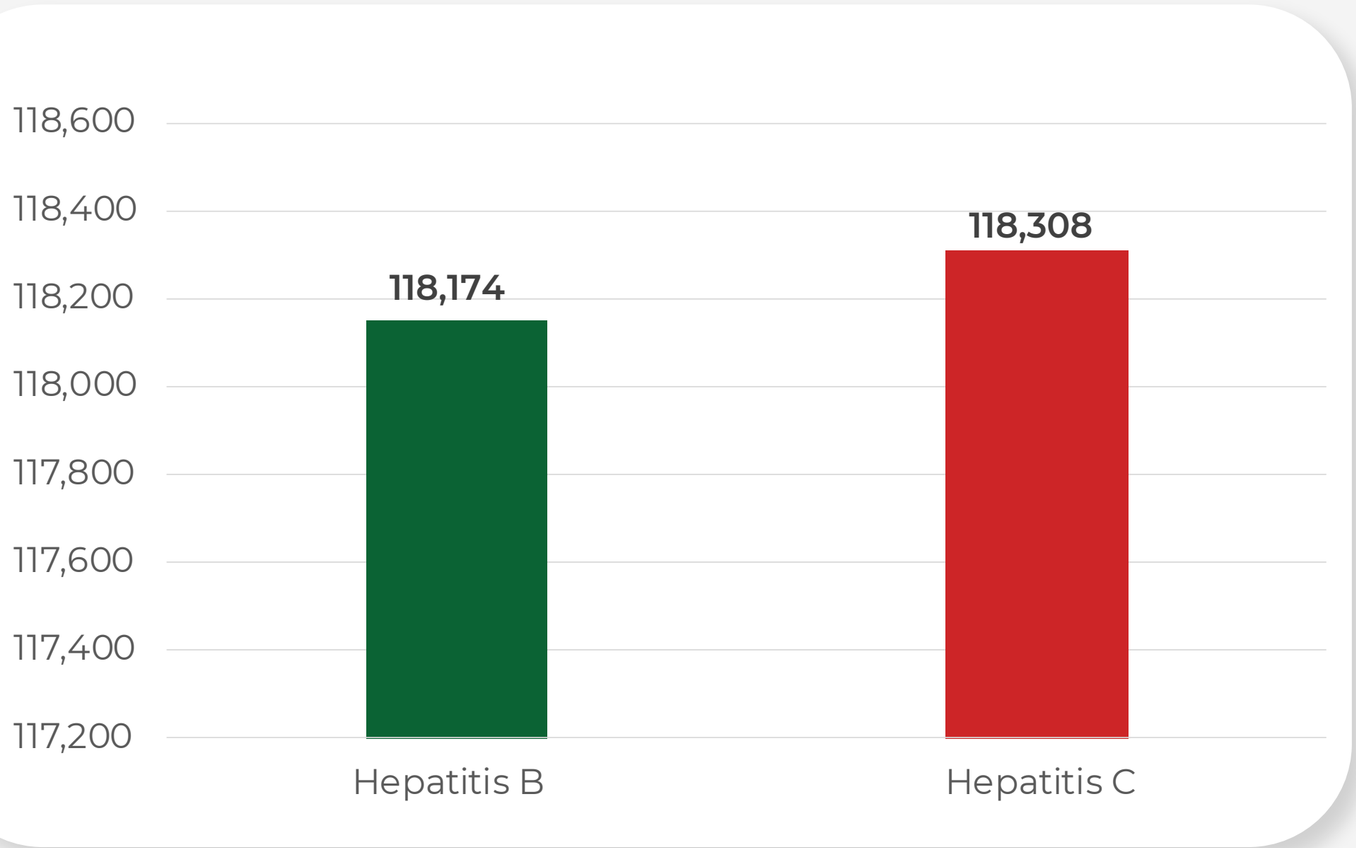

Suspected Malaria

218,185

Rapid Diagnostic Test (RDT)

201,276

Slides examined

17,370

No. of Individuals Tested Positive for Malaria



Diagnostic Services, including ultrasound



Maternal Health

440,361

ANC VISITS

ANC-1	ANC-1 Women with Hb. <10 g/dl	ANC - Re-visits
74,786	33,173	244,835

PNC VISITS

PNC-1	PNC - Re-visits
31,002	65,944

Total Deliveries Conducted
23,794

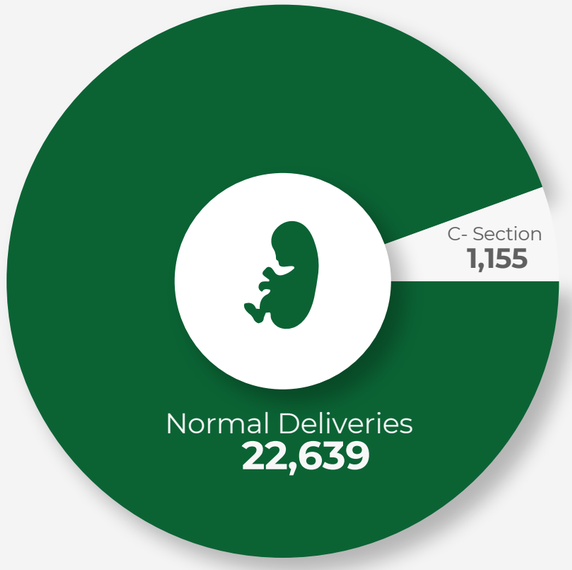

KMC Admissions
2,498

FP
Visits
106,006

LARC
12,953

Immediate
PPFP
8,577

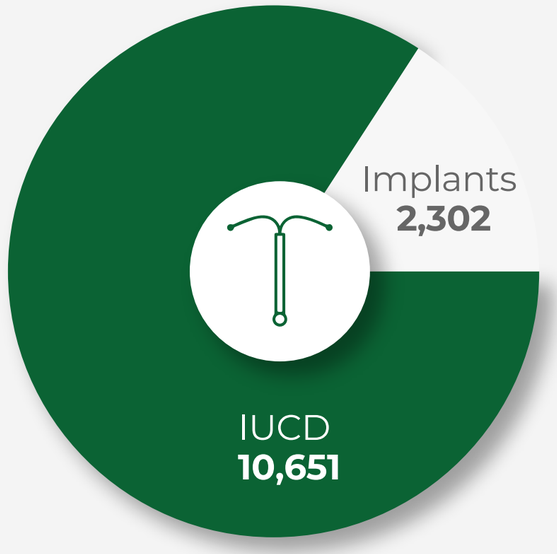

EPI Program
in Dadu and Khairpur



Total Children Fully Immunized

10,809



Total Birth Dose Vaccination

6,858

Nutrition Program

OTP Key Performance Indicators

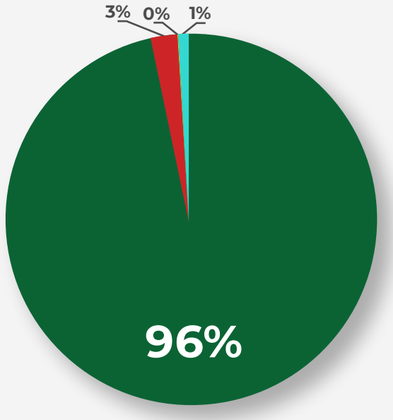

Cured Default Death Non-Cured

Nutrition Stabilization Center Performance

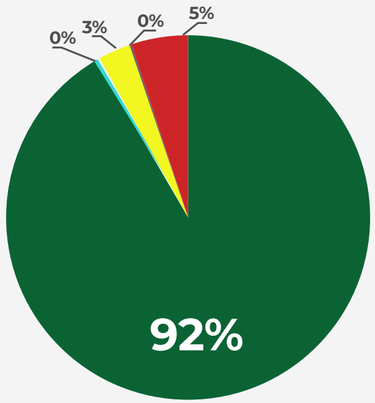

Cured LAMA Death Non-Cured Medical Transfer Out

Awareness Sessions & Participants

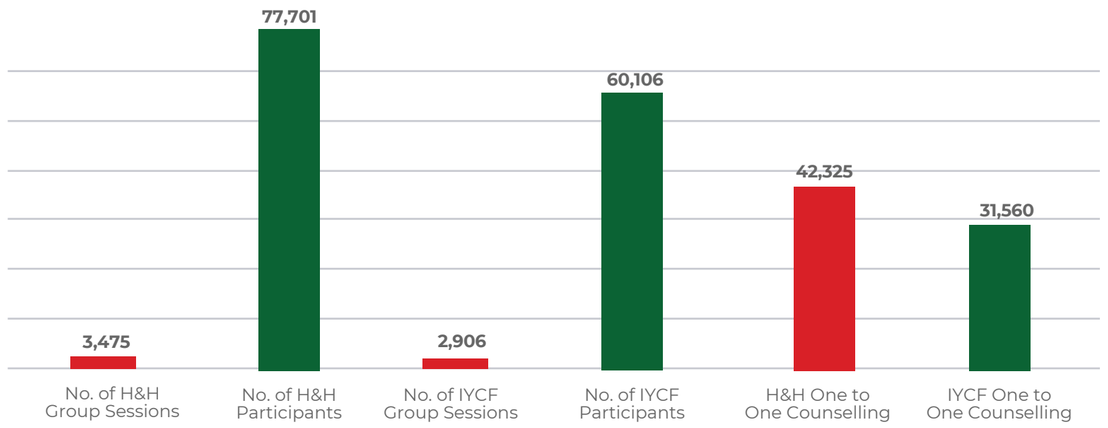

Comparative Data for RHCs and Others between the months of May-24 and May-25

Comparative Data for RHCs and Others between the months of MAY-24 and MAY-25										
Indicators	RHCs and above				BHU Plus, BHU, GDs and Others				Total	
	May-24	May-25	Difference	%	May-24	May-25	Difference	%	May-24	May-25
OPD	571,086	636,930	65,844	12	2,935,136	2,911,405	-23,731	-1	3,506,222	3,548,335
FP	9,287	10,115	828	9	93,651	95,891	2,240	2	102,938	106,006
ANC-1	13,468	14,129	661	5	58,137	60,657	2,520	4	71,605	74,786
NVD	3,277	3,159	-118	-4	20,973	19,480	-1,493	-7	24,250	22,639
C-Sections	1,186	1,155	-31	-3	0	0	0	0	1,186	1,155
Lab	283,177	273,965	-9,212	-3	1,270,067	950,740	-319,327	-25	1,553,244	1,224,705
Ultrasound	31,785	31,188	-597	-2	78,612	78,665	53	0	110,397	109,853
X-ray	10,315	11,263	948	9	2,327	2,367	40	2	12,642	13,630